

Scaled data based on original data using
LM-79-08 Approved Method: Electrical and Photometric Measurements of Solid-
State Lighting Products

Test Report Prepared for
Cooper Lighting Solutions
(formerly Eaton)

Brand: McGRAW-EDISON

Report Number: P200043

Luminaire Tested: **GWC-AF-01-LED-E1-T4FT-7030-600**

Issue Date: 3/3/2020

Test Information

Test Method: LM-79-08
Report Number: P200043
TEST IS SCALED FROM IESNA LM-79-08 TEST DATA (P24295)
Test Lab: INNOVATION CENTER P2
Issue Date: 3/3/2020
Manufacturer: COOPER LIGHTING SOLUTIONS (FORMERLY EATON)
Product Line: MCGRAW-EDISON
Catalog Number: GWC-AF-01-LED-E1-T4FT-7030-600
Description: GALLEON WALL LUMINAIRE
(1) 70 CRI, 3000K, 615mA LIGHTSQUARE WITH 16 LEDS EACH AND TYPE IV FORWARD THROW OPTICS
Light Source: -
Ballast/Driver: ELECTRONIC DRIVER

Summary

Lumens per Lamp: N/A
Luminaire Lumens: 4075.4 lumens
Efficiency: N/A
Efficacy: 119.9 lumens/watt
Luminous Opening: Rectangular (W 0.5' x L: 0.5' x H: 0')
IES Classification: Type IV - Short - Non-Cutoff
BUG Rating: B1 - U0 - G1

Input Watts (W): 34
Input Voltage (V): NR
Input Current (Ain): NR
Voltage Rise (V): NR
Power Factor: NR
Total Harmonic Distortion (THDi): NR
Frequency (hertz): 60
Stabilization Time: NR
Operation Time: NR
Ambient Temperature (°C): NR
Test Distance: 25 FT

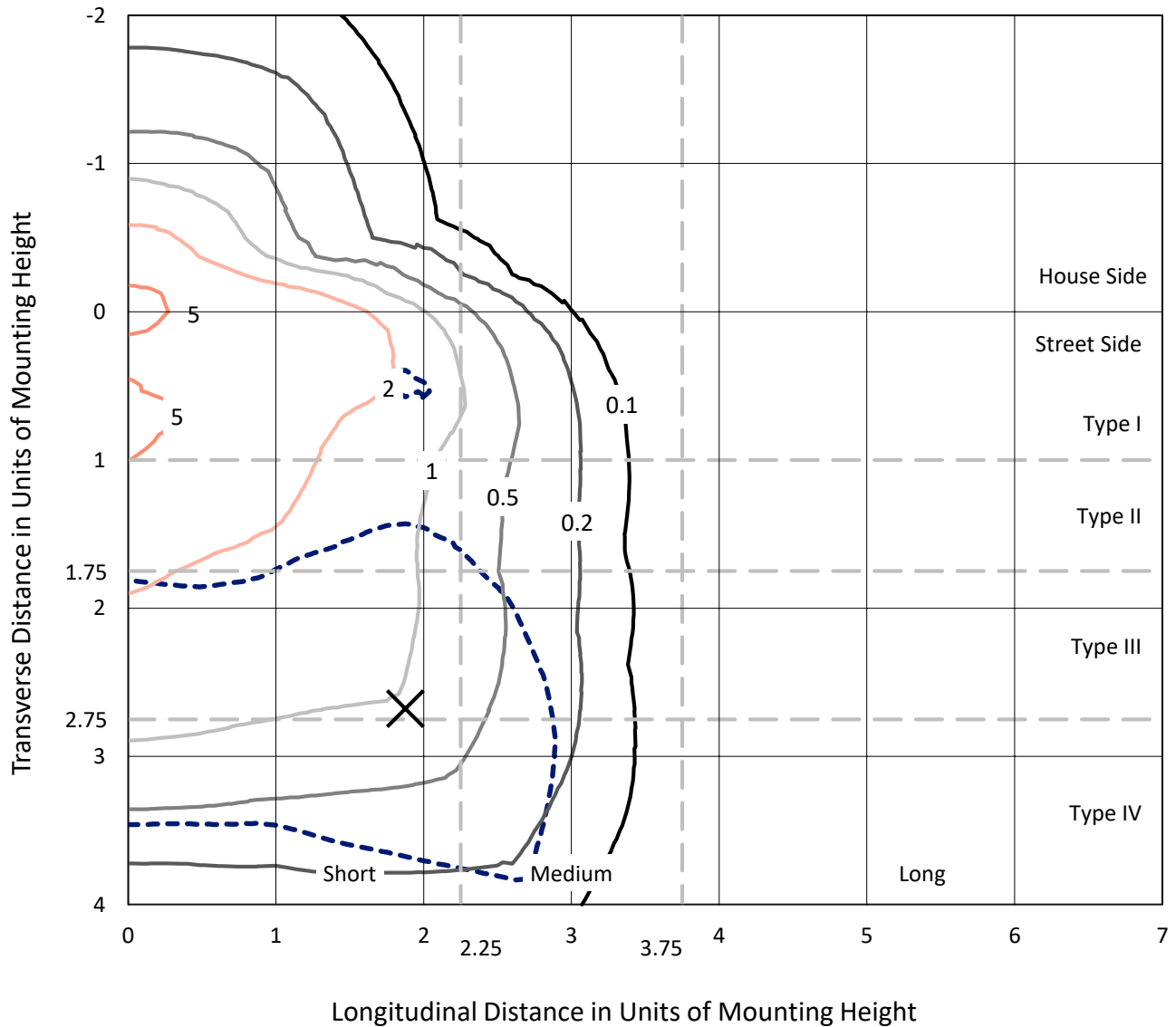


REPORT NUMBER: P200043

CATALOG NUMBER: GWC-AF-01-LED-E1-T4FT-7030-600

Iso-Footcandle Lines of Horizontal Illumination

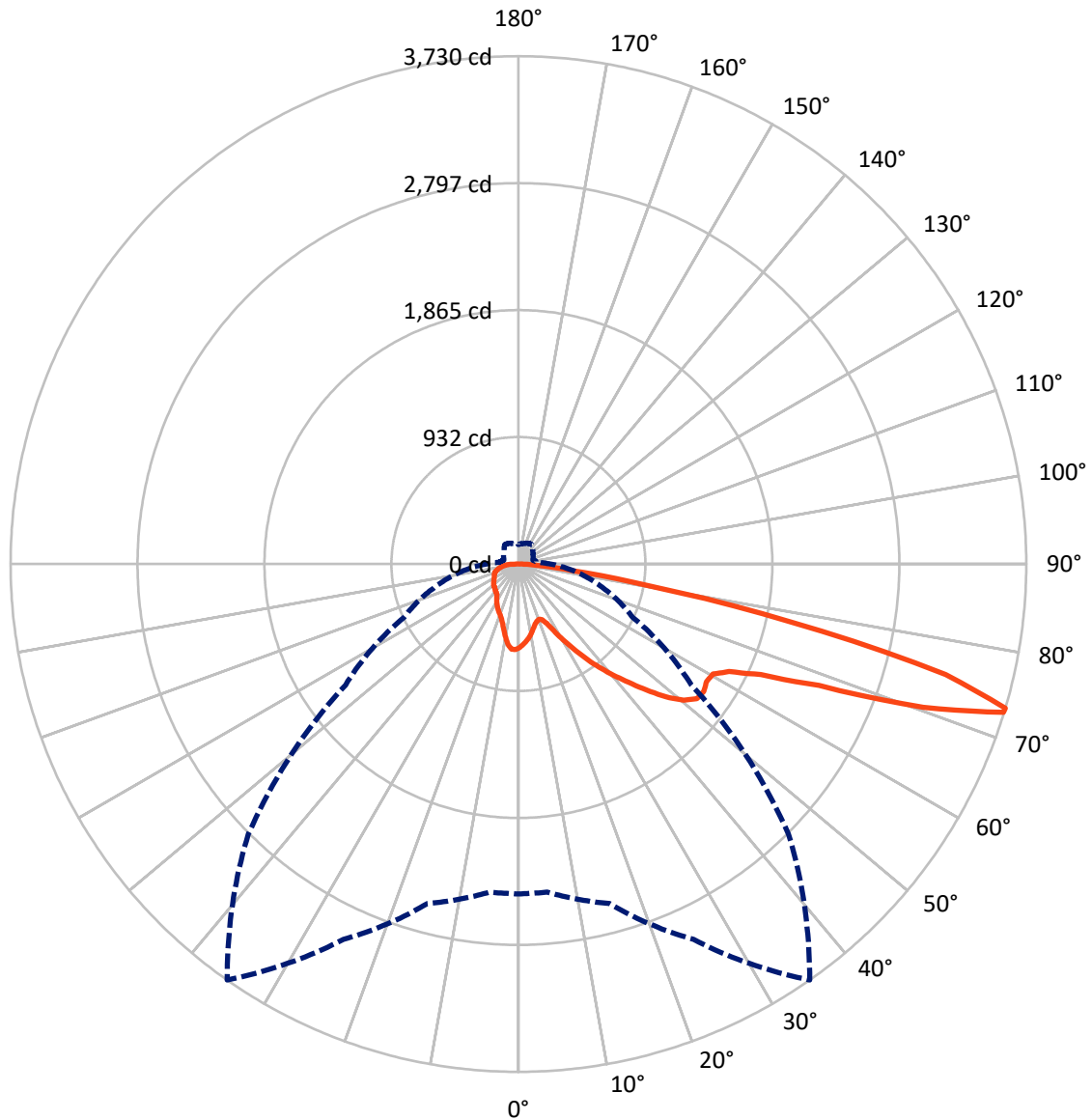
× Max cd
 - - - 1/2 Max cd



Based on 10 foot mounting height. Maximum calculated value = 6.2 fc
 Type IV - Short - Non-Cutoff

REPORT NUMBER: P200043
CATALOG NUMBER: GWC-AF-01-LED-E1-T4FT-7030-600

Luminous Intensity Polar Plot



— Vertical Plane Through 35-Deg Lateral - - - Horizontal Cone Through 73-Deg Vertical

REPORT NUMBER: P200043

CATALOG NUMBER: GWC-AF-01-LED-E1-T4FT-7030-600

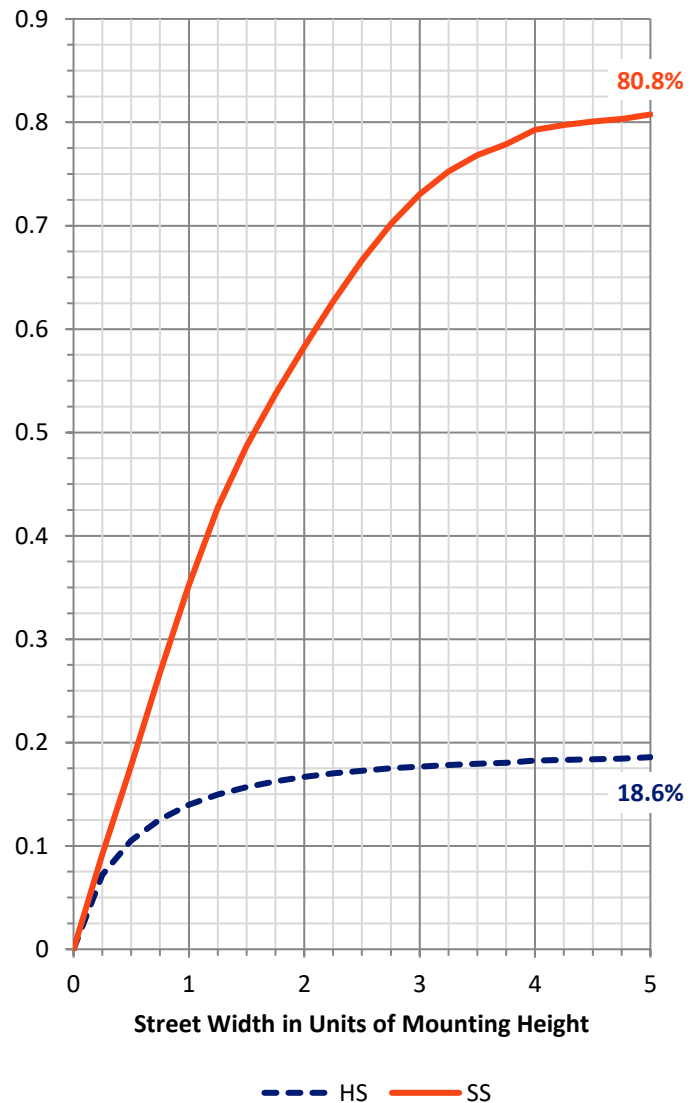
FLUX DISTRIBUTION:

		Downward	Upward	Total
House Side	Lumens	777.3	0.0	777.3
	% Fixture	19.1	0.0	19.1
Street Side	Lumens	3298.1	0.0	3298.1
	% Fixture	80.9	0.0	80.9
Total	Lumens	4075.4	0.0	4075.4
	% Fixture	100.0	0.0	100.0

Coefficient of Utilization

ZONAL LUMENS:

Zone	Lumens	% Fixture
0°-10°	55.7	1.4
10°-20°	139.0	3.4
20°-30°	224.7	5.5
30°-40°	376.8	9.2
40°-50°	580.8	14.3
50°-60°	779.2	19.1
60°-70°	1038.0	25.5
70°-80°	791.7	19.4
80°-90°	89.7	2.2
90°-100°	0.0	0.0
100°-110°	0.0	0.0
110°-120°	0.0	0.0
120°-130°	0.0	0.0
130°-140°	0.0	0.0
140°-150°	0.0	0.0
150°-160°	0.0	0.0
160°-170°	0.0	0.0
170°-180°	0.0	0.0
0°-90°	4075.4	100.0
0°-180°	4075.4	100.0



REPORT NUMBER: P200043

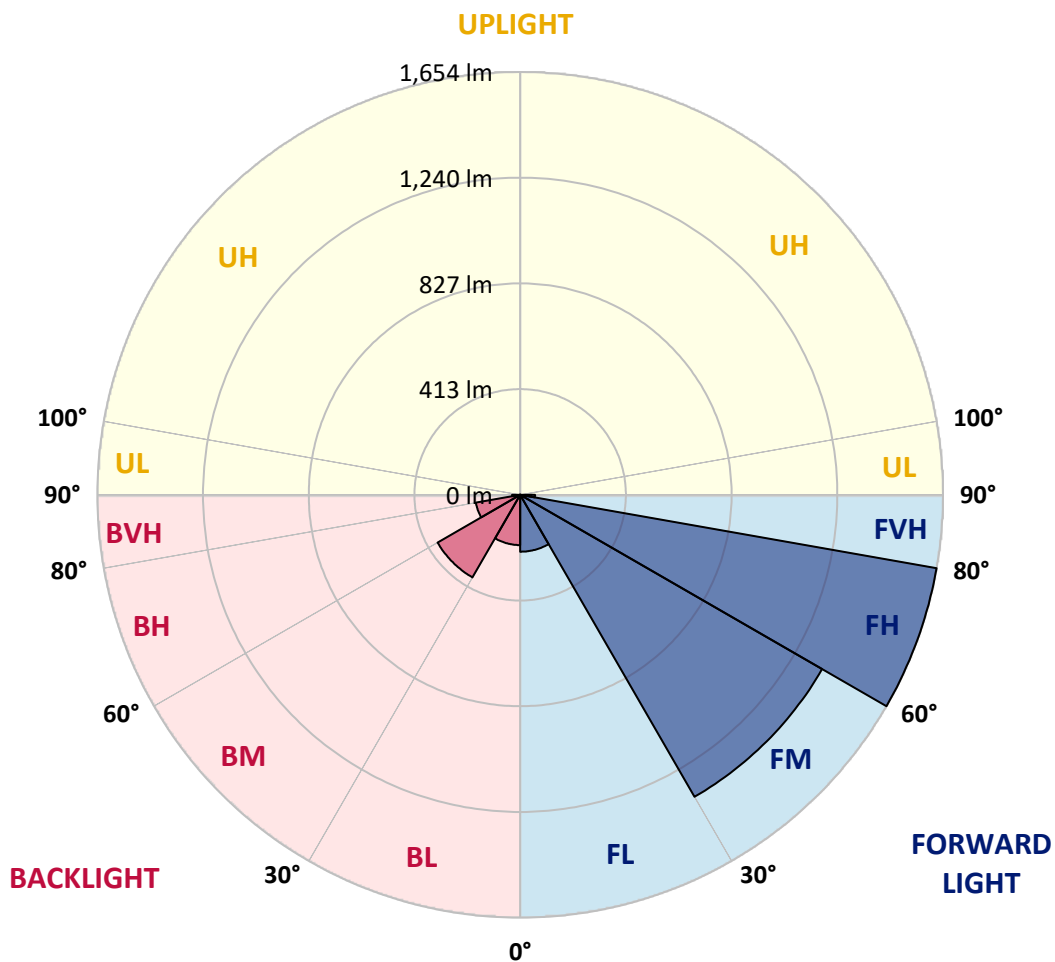
CATALOG NUMBER: GWC-AF-01-LED-E1-T4FT-7030-600

LUMINAIRE CLASSIFICATION SYSTEM LUMEN TABLE AND BUG RATING:

Zone		Lumens	% Fixture	Zone Rating/Lumen Limit		
				B	U	G
FL	(0°-30°)	222.7	5.5			
FM	(30°-60°)	1363.7	33.5			
FH	(60°-80°)	1653.8	40.6			G1/1800
FVH	(80°-90°)	58.0	1.4			G1/100
BL	(0°-30°)	196.7	4.8	B1/500		
BM	(30°-60°)	373.0	9.2	B1/1000		
BH	(60°-80°)	175.9	4.3	B1/500		G1/500
BVH	(80°-90°)	31.7	0.8			G1/100
UL	(90°-100°)	0.0	0.0		U0/0	
UH	(100°-180°)	0.0	0.0		U0/0	

BUG Rating: B1-U0-G1

Type IV Short





REPORT NUMBER: P200043

CATALOG NUMBER: GWC-AF-01-LED-E1-T4FT-7030-600

CANDELA DISTRIBUTION (FULL):

	0°	5°	15°	25°	35°	45°	55°	65°	75°	85°	90°
0°	615.1	615.1	615.1	615.1	615.1	615.1	615.1	615.1	615.1	615.1	615.1
2.5°	590.9	591.9	590.6	592.4	595.4	598.4	600.6	603.7	607.3	612.2	613.4
5°	563.0	564.8	564.8	567.9	573.6	578.7	583.5	588.5	595.9	604.3	607.7
7.5°	532.5	533.5	535.3	540.0	548.2	555.4	562.0	570.4	580.5	591.6	597.5
10°	495.7	497.1	499.9	506.5	517.7	527.6	537.2	548.6	561.5	575.4	582.8
12.5°	469.7	469.3	470.5	475.4	485.1	497.2	511.3	525.6	541.5	557.8	566.7
15°	460.8	458.8	454.2	453.1	458.4	470.5	486.5	504.3	523.4	542.9	554.1
17.5°	466.3	462.6	450.3	441.3	440.6	449.7	466.7	486.7	508.6	532.5	546.4
20°	500.9	492.0	461.6	440.8	433.4	438.0	452.9	473.9	499.9	531.5	549.3
22.5°	583.2	570.4	505.9	467.0	442.5	437.0	448.2	470.7	500.9	543.7	566.4
25°	703.2	684.7	581.8	532.3	481.9	452.7	455.2	478.3	514.7	571.9	599.3
27.5°	797.9	785.9	681.0	624.5	553.5	495.0	478.1	497.4	543.1	618.1	646.0
30°	854.3	847.0	787.1	729.0	644.8	562.2	521.9	533.5	587.5	682.0	705.2
32.5°	919.6	915.3	886.0	832.5	743.5	650.7	591.4	587.3	647.1	759.0	769.5
35°	987.3	985.9	968.7	930.4	849.4	767.3	683.6	655.8	711.9	838.8	832.1
37.5°	1050.3	1048.1	1038.1	1015.7	960.2	892.6	777.5	726.0	781.6	915.1	885.5
40°	1166.5	1148.0	1113.8	1097.0	1072.1	998.1	852.1	791.6	854.1	987.9	931.8
42.5°	1308.0	1278.0	1214.2	1191.0	1187.5	1081.2	903.0	855.3	927.1	1060.2	977.1
45°	1419.3	1391.1	1336.0	1307.0	1319.9	1156.6	954.1	923.1	1002.2	1135.9	1024.0
47.5°	1538.1	1493.8	1421.0	1429.7	1457.9	1227.8	1006.2	996.1	1084.6	1220.7	1082.1
50°	1542.3	1508.6	1476.6	1529.2	1573.2	1293.4	1071.3	1072.7	1185.4	1327.3	1159.4
52.5°	1452.9	1445.7	1496.3	1579.2	1642.3	1345.3	1145.5	1151.7	1314.4	1449.8	1244.3
55°	1421.6	1413.4	1471.9	1561.8	1651.8	1388.1	1225.9	1237.3	1470.3	1578.9	1327.1
57.5°	1498.0	1479.7	1483.6	1553.5	1628.8	1435.1	1313.7	1336.5	1639.8	1691.9	1380.3
60°	1711.2	1672.3	1598.4	1596.6	1641.2	1505.6	1414.9	1442.9	1816.0	1745.9	1359.5
62.5°	2010.5	1971.6	1833.0	1742.8	1736.1	1621.9	1539.5	1546.9	1917.7	1672.6	1233.0
65°	2334.4	2299.6	2144.8	2017.4	1955.8	1814.4	1684.0	1593.2	1884.4	1471.2	1011.4
67.5°	2727.5	2690.2	2557.1	2439.4	2380.3	2125.2	1785.7	1548.9	1673.3	1139.8	727.0
70°	3002.6	2964.3	2911.9	3007.3	3151.8	2573.5	1798.7	1368.2	1249.8	757.6	437.6
72.5°	2643.7	2625.9	2721.6	3123.0	3725.4	2845.5	1625.9	996.1	725.9	402.2	253.3
73°	2422.3	2418.4	2581.6	3041.9	3729.6	2803.7	1550.2	925.9	622.6	355.7	231.5
75°	1093.8	1125.3	1483.0	2323.4	3240.3	2310.3	1091.1	531.1	351.7	245.9	174.9
77.5°	262.9	273.8	464.1	1103.4	2046.3	1376.7	494.4	262.7	224.8	173.6	127.7
80°	112.0	115.7	178.6	407.6	963.4	554.4	227.8	175.9	155.5	121.2	89.5
82.5°	62.3	66.1	101.4	184.9	388.9	189.0	139.0	122.5	102.3	72.9	58.1
85°	35.2	37.3	59.3	103.4	164.8	75.9	83.1	81.4	57.7	37.5	28.6
87.5°	16.6	18.0	28.6	48.0	64.6	29.7	42.3	46.6	36.2	23.0	14.9
90°	0.0	0.0	0.0	0.0	0.0	0.0	0.0	0.0	0.0	0.0	0.0



REPORT NUMBER: P200043

CATALOG NUMBER: GWC-AF-01-LED-E1-T4FT-7030-600

CANDELA DISTRIBUTION (continued):

	95°	105°	115°	125°	135°	145°	155°	165°	175°	180°
0°	615.1	615.1	615.1	615.1	615.1	615.1	615.1	615.1	615.1	615.1
2.5°	614.7	618.2	622.3	624.5	626.5	628.8	631.2	631.2	631.5	631.7
5°	610.4	617.7	624.1	626.8	627.4	627.4	626.8	623.8	620.9	622.1
7.5°	601.4	612.0	617.5	616.4	609.0	600.4	593.2	584.4	579.8	579.1
10°	588.5	600.6	601.6	591.8	573.4	555.0	539.7	524.9	517.9	516.0
12.5°	574.1	585.3	579.1	559.0	529.4	502.6	483.2	468.1	461.5	459.8
15°	562.6	570.4	554.4	522.7	485.5	457.1	441.1	429.9	425.2	423.9
17.5°	556.5	558.1	529.2	486.3	446.8	423.2	413.1	407.9	406.1	405.2
20°	559.5	548.6	505.1	452.5	415.0	398.5	396.1	394.8	394.3	393.8
22.5°	574.1	545.6	483.0	420.3	387.4	380.1	382.0	381.9	381.5	381.0
25°	600.4	548.2	461.5	389.8	364.1	362.4	366.0	366.0	364.4	364.4
27.5°	635.1	553.5	437.4	360.9	342.8	343.1	345.8	345.0	343.3	342.1
30°	677.3	556.7	409.1	334.9	323.1	322.4	323.1	319.8	314.4	314.1
32.5°	720.6	552.7	376.5	311.7	302.2	300.4	299.8	295.1	289.1	287.3
35°	759.7	537.5	343.3	293.4	282.2	278.3	281.1	279.4	274.0	272.6
37.5°	788.3	509.5	313.3	277.1	267.9	266.9	268.7	269.4	262.9	261.4
40°	807.4	471.7	287.7	263.5	265.2	261.4	255.5	251.6	249.5	248.9
42.5°	822.9	432.1	266.1	257.0	265.7	255.0	242.3	235.7	239.2	240.7
45°	840.7	393.6	248.1	248.9	262.9	247.6	233.0	226.6	228.1	228.4
47.5°	865.3	346.6	228.8	236.0	253.1	242.4	227.4	218.2	211.8	208.8
50°	899.1	291.0	208.5	221.6	243.4	238.7	218.6	208.8	196.8	194.2
52.5°	922.5	239.2	192.0	209.4	234.8	231.3	211.5	198.9	186.3	184.0
55°	909.8	198.7	177.5	195.9	223.6	222.2	205.7	188.7	178.8	176.9
57.5°	846.2	172.9	166.4	183.2	209.6	214.2	197.9	180.1	172.9	171.6
60°	724.9	157.0	159.3	174.6	198.2	206.5	190.0	175.4	170.7	169.7
62.5°	562.4	146.2	154.0	168.3	189.4	201.0	185.7	174.9	172.9	171.9
65°	402.9	137.5	148.4	162.0	181.4	195.9	184.2	173.9	174.4	173.4
67.5°	273.8	129.9	141.5	155.0	173.6	191.4	182.0	171.2	176.1	175.0
70°	191.6	122.5	133.6	146.0	163.8	185.0	178.1	167.1	166.7	162.0
72.5°	149.4	112.7	122.5	133.6	151.4	176.4	170.2	157.9	151.5	146.6
73°	142.7	110.4	119.7	130.8	148.6	174.2	168.2	155.3	148.1	143.6
75°	118.0	100.2	108.8	118.5	136.8	164.0	157.6	143.9	134.6	131.8
77.5°	92.8	85.8	94.0	102.7	120.5	149.1	141.9	128.8	123.7	121.4
80°	68.8	71.0	78.2	86.1	104.5	133.3	126.8	113.7	136.3	130.8
82.5°	48.3	53.9	60.4	67.5	87.6	117.8	110.1	96.4	99.9	82.9
85°	28.6	35.2	41.5	47.5	63.3	97.7	90.8	76.9	63.1	60.1
87.5°	16.6	19.5	21.3	27.7	43.4	73.5	64.0	57.0	32.7	22.1
90°	0.0	0.0	0.0	0.0	0.0	0.0	0.0	0.0	0.0	0.0

(END OF REPORT)